



City of Cerritos Department of Community Development
Civic Center • 18125 Bloomfield Avenue
P.O. Box 3130 • Cerritos, California 90703-3130
Phone: (562) 916-1201 • Fax: (562) 916-1371
www.cerritosgis.com • www.cerritos.gov

PATIO STRUCTURE APPLICATION CHECKLIST

PATIO STRUCTURE APPLICATION

Submittal requirements for the Patio Structure Application are listed below. Please include the following items:

1) PLANNING APPLICATION: Patio Structure Application

- ☐ Complete all sections (incomplete applications will delay processing time)
- ☐ Include all required plans/drawings/calculations listed in the application
- ☐ Homeowner's signature required
- ☐ If property is located in a homeowners association, complete HOA Approval Form at <https://www.cerritos.gov/media/ilchd5c3/hoa-approval-form.pdf>

If you have any questions, please call the Planning Division at (562) 916-1201.

2) BUILDING PERMIT APPLICATION

- ☐ Complete all sections (incomplete applications will delay processing time)
- ☐ Complete Declaration Form
 - ☐ If owner-builder, complete columns 1 and 3
 - ☐ If contractor, complete columns 2 and 3

If you have any questions, please call the Building & Safety Division at (562) 916-1209.

Submit forms together, with all required plans/drawings, at <https://forms.cerritos.gov/City-of-Cerritos/Community-Development/Application-Plan-Submittal-Form>

For more detailed information regarding the process for online submittal, please read the *Planning/Building Electronic Submittal Procedure* at <https://www.cerritos.gov/media/5chige5f/electronic-submittal-procedure.pdf>

3) BUSINESS LICENSE REQUIREMENT

If you are a contractor, you must have a valid City of Cerritos business license. Please call the Business License Division at (562) 916-1236 to confirm active status or apply at permits.cerritos.gov

The page is intentionally left blank.



PATIO STRUCTURE APPLICATION

Homeowner Information

Name: _____ Phone: _____

Address: _____

Zoning (*check with City*) ☐ RS-5000 ☐ RS-6500 ☐ Other: _____

Contractor Information

Name of Company: _____

Contact Name: _____ Phone: _____

Address: _____

State License Number: _____ City Business License Number: _____

Patio Information

Type of Patio Structure: ☐ Open Lattice ☐ Solid Roof ☐ Enclosed

Material of Patio Structure: ☐ Wood ☐ Aluminum ☐ Vinyl

Color of Existing House: Stucco _____ Trim _____

Color of Patio Structure: _____

The Homeowner understands that the patio structure(s) is (are) for recreational and outdoor living purposes only. Any use other than this would be considered inconsistent with the intent of a patio structure as stated by the City of Cerritos Municipal Code.

Property Owner's Signature: _____ Date: _____

Contractor's Signature: _____ Date: _____

(Office use only)

Community Development Approval

Approved by: _____ Date: _____ AP # _____

I. INFORMATION REQUIRED FOR PLAN APPROVAL

- (a) Plot plan of entire property drawn to scale showing all dimensions and setbacks of the patio as shown on the example plot plan on page 4.
- (b) Material specifications from the manufacturer are required for patios using non-conventional materials such as aluminum, steel and vinyl.
- (c) Roof plan showing roofing material and slopes is required for all patios.
- (d) Color of paint or stain to be used on patio structures shall be noted on the plan.
- (e) Structural constructions plans are required for all patio structures.
- (f) List of names and addresses of adjacent homeowners are required for two-story patio structures.
- (g) HOA Approval Form if the subject property is located within a Homeowner's Association, then a completed HOA Approval Form is required as part of the patio application. The City's HOA Approval Form can be downloaded from the City's website at: <https://www.cerritos.gov/media/ilchd5c3/hoa-approval-form.pdf>
- (h) Submit three (3) copies of the above information with a completed Patio Application.

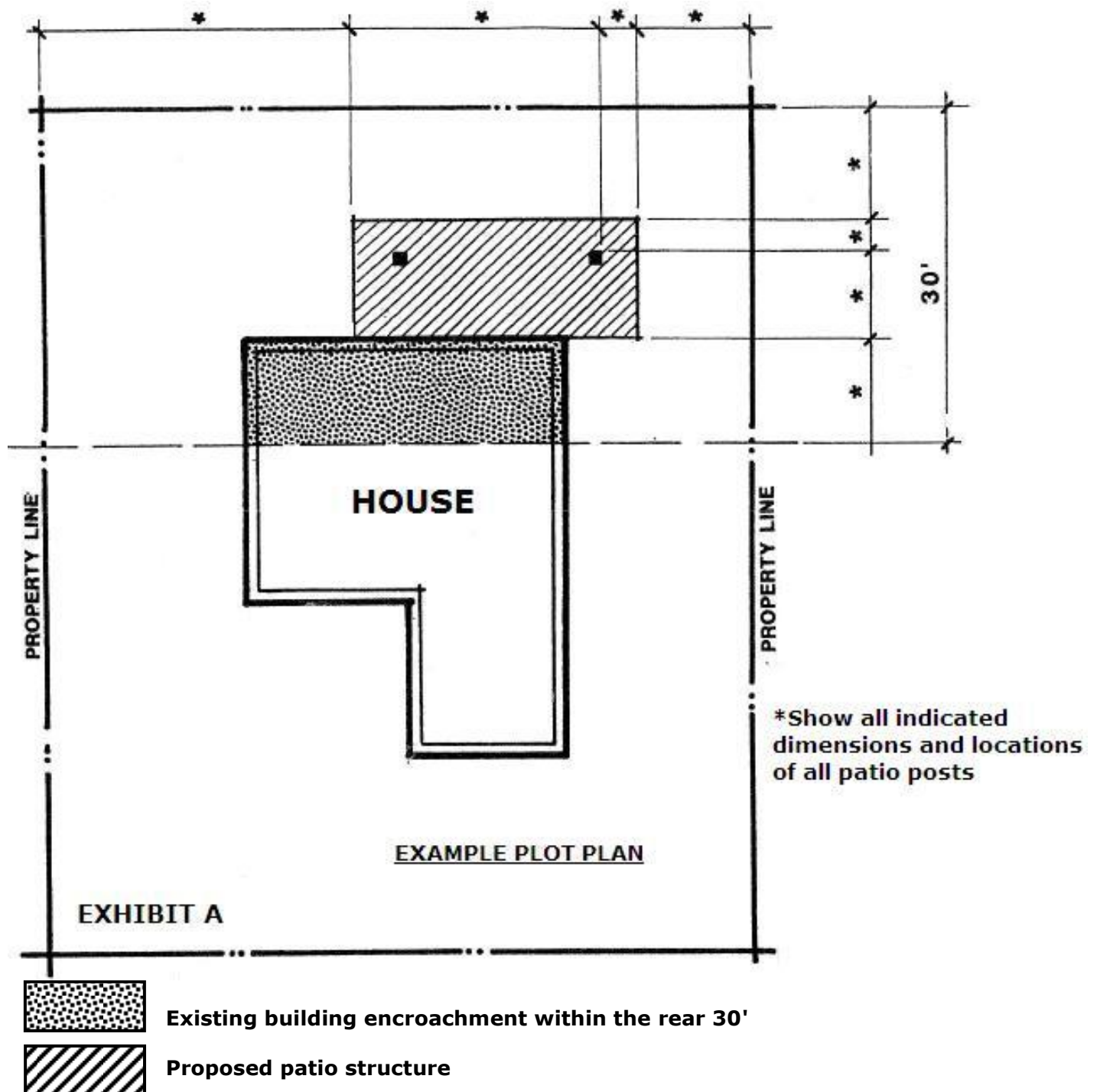
II. IMPLEMENTATION STANDARDS FOR PATIO STRUCTURES

Cerritos Municipal Code 22.22.700(18) – Patio covers, patio enclosures and solariums. Patio covers, patio enclosures and solariums are intended for outdoor recreation and living purposes and are not to be used for storage or as a habitable room.

- (a) Patios.
 - (i) Patios shall be restricted to rear and side yards.
 - (ii) Paved patio surfaces may extend to a side or rear property line on the condition that the surface remain at least six feet below the top of the existing property line wall or fence or no more than twelve inches higher than the existing grade, which ever is more restrictive.
- (b) Patio Covers.
 - (i) Open lattice patio roofs and roof posts shall have a setback of at least five feet from the side and rear property line, block wall or fence whichever is closest.
 - (ii) Patio roofs may not cover more than forty percent (40%) of an RS-5000 side or rear yard or thirty-two percent (32%) of an RS-6500 side or rear yard. For solid roof or enclosed patio structures, the total building coverage for the entire lot (including the solid roof/enclosed patio coverage area) may not exceed forty-five percent (45%) of the lot area for an RS-5000 property or forty percent (40%) of the lot area for an RS-6500 property.
 - (iii) Solid patio covers roofed to match the existing residence shall have the correct pitch to meet City building code requirements. If the correct pitch cannot be met, the patio roof may be covered with hot mop and rock of a color which shall match the roof on the existing residence. A continuous fascia

board shall be required around the perimeter of the patio to screen the roofing.

- (iv) Baked enamel aluminum patio roof structures are permitted; however, steel or other corrugated roofing materials are prohibited.
 - (v) Patio structures shall be painted or stained with a color that is compatible with the trim or stucco of the residence.
 - (vi) Freestanding gazebos, including gazebos over pools and spas, shall comply with the same standards as for patio covers.
 - (vii) All patio structures shall comply with City building code requirements.
- (c) Patio Enclosures.
- (i) All of the standards for patio covers in 22.22.700(18)(b) shall apply.
 - (ii) Patio enclosures shall have readily removable 0.125-inch maximum thickness plastic windows (and doors) or insect screening with thirty-inch maximum kneewalls; enclosure walls shall be a minimum of five feet from side and rear property lines; however, if the rear or side property abuts a street, the patio enclosure must be at least ten feet from the rear or side property line, wall or fence, whichever is closest;
 - (iii) The patio enclosure shall be attached to the main wall of the building and no structural changes shall be made to the main building.
 - (iv) Any second story deck which is enclosed shall be considered an addition and included as part of the total floor area.
- (d) Solariums.
- (i) The location, setback and lot coverage requirements for patio covers and patio enclosures shall be applicable for solariums.
 - (ii) The side panels shall be readily removable 0.125-inch maximum thickness plastic windows or insect screening with thirty-inch maximum kneewalls.
 - (iii) The straight slope portion of the roof shall be a minimum of .280-inch thick laminated glass and the curved portion shall be a minimum of 0.125-inch thickness. Alternate materials may be used in place of the glass providing the materials are approved by the Director of Community Development and comply with the City building code requirements.
 - (iv) Solariums shall meet the height, wind, and live load requirements of the building code for patio covers.
 - (v) The solarium shall be attached to a wall of the main building and no structural changes shall be made to the main building.

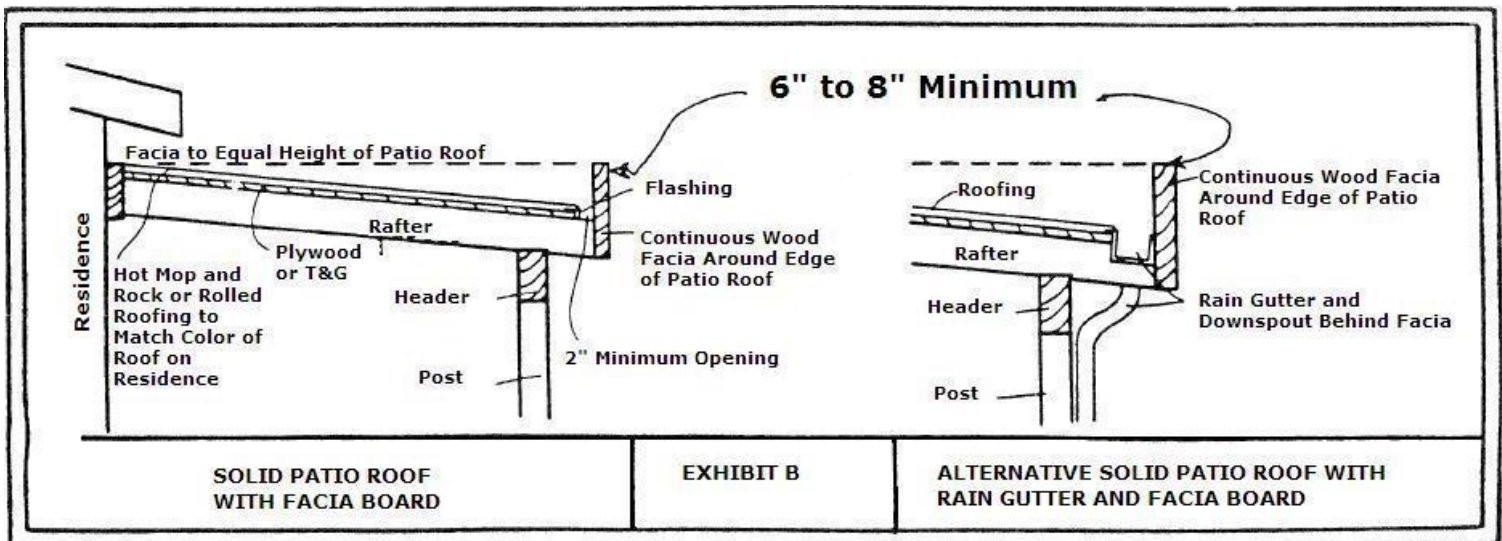
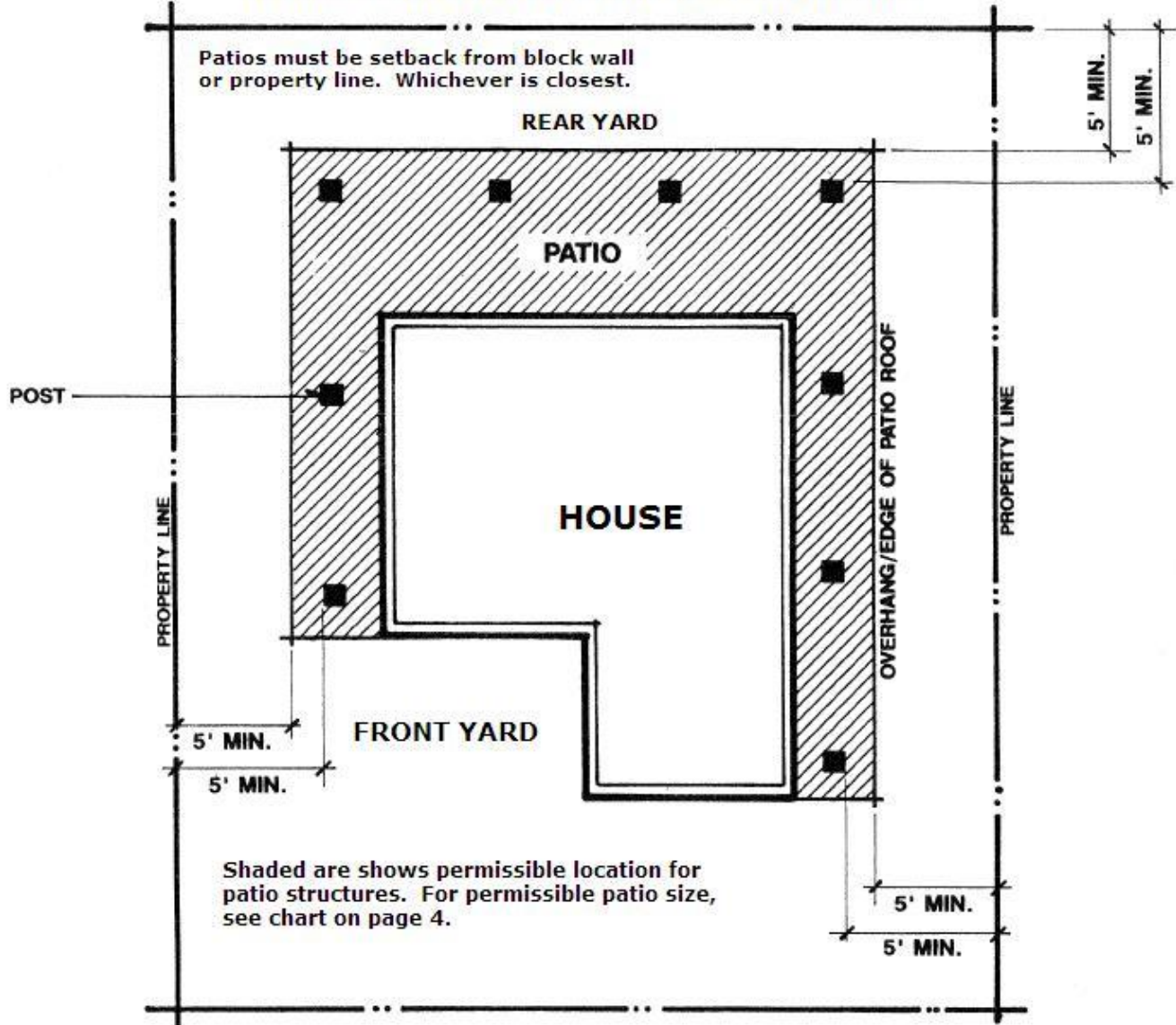


NOTE: For solid roof or enclosed patio structures, the plot plan must also include dimensions of the house and the lot.

PATIO COVERAGE CALCULATIONS	
1. THE SQUARE FOOTAGE OF THE REAR 30 FEET OF THE LOT IS (THE WIDTH OF THE LOT X 30)	sq. ft.
2. THE SQUARE FOOTAGE OF ANY EXISTING BUILDING ENCROACHMENT INTO THE REAR 30 FEET OF THE LOT IS:	sq. ft.
3. SUBTRACT LINE 2 FROM 1: (THIS REPRESENTS THE OPEN SQUARE FOOTAGE OF THE EXISTING REAR YARD)	sq. ft.
4. INDICATE IF THE LOT IS ZONED RS-5000 OR RS-6500: IF THE LOT IS ZONED RS-5000, TAKE 40% OF LINE 3: IF THE LOT IS ZONED RS-6500, TAKE 32% OF LINE 3:	sq. ft.
5. THE SQUARE FOOTAGE OF THE PATIO STRUCTURE WITHIN THE REAR 30 FEET OF THE LOT IS: (LINE 5 MUST NOT BE LARGER THAN LINE 4).	sq. ft.

BUILDING COVERAGE CALCULATIONS (for Solid Roof or Enclosed Patio Structures Only)	
6. THE SQUARE FOOTAGE OF THE LOT IS:	sq. ft.
7. THE MAXIMUM BUILDING COVERAGE FOR THE LOT IS: IF THE LOT IS ZONED RS-5000, TAKE 45% OF LINE 6. IF THE LOT IS ZONED RS-6500, TAKE 40% OF LINE 6.	sq. ft.
8. THE SQUARE FOOTAGE OF THE FIRST FLOOR OF THE RESIDENCE (NOT INCLUDING THE GARAGE) IS:	sq. ft.
9. THE SQUARE FOOTAGE OF THE GARAGE IS:	sq. ft.
10. THE SQUARE FOOTAGE OF ANY OVERHANGS, PORCHES, AND BALCONIES GREATER THAN 30 INCHES IS:	sq. ft.
11. THE PROPOSED SQUARE FOOTAGE OF THE PATIO STRUCTURE (LINE 5) IS:	sq. ft.
12. THE TOTAL BUILDING COVERAGE FOR THE LOT (ADD LINES 8 THROUGH 11) IS: (LINE 12 MUST NOT BE LARGER THAN LINE 7.)	sq. ft.

PERMISSIBLE PATIO STRUCTURE LOCATIONS



The page is intentionally left blank.



City of Cerritos
18125 Bloomfield Avenue
Cerritos, CA 90703
(562) 916-1209

**Department of Community
Development**
Building and Safety Division

(For office use only)

Building Permit #: _____
Trade Permit #: _____
Parent Permit#: _____

Building/Plumbing/Electrical/Mechanical Permit Application

Applicant's Name: _____

Company Name (if applicable): _____

Tel. No: _____ Email: _____ Date: _____

Job Site Address: _____ Suite: _____

Work Description: _____

Is this an owner-builder project?

☐ Yes, this is an owner-builder project. As the applicant for an owner-building project, you are required to complete columns 1 and 3 of attached Declaration Form.

Is the job site address your primary residence? ☐ Yes ☐ No (If no, an owner-builder project is not permitted, and the owner must contract exclusively with a licensed contractor.)

☐ No, this is not an owner-builder project. Complete columns 2 and 3 of the attached Declaration Form.

Project Valuation: _____ APN#: _____

Project Size (sq.ft.): _____ Buildings on Lot: _____ # of Stories _____

Construction Types: _____ Occupancy Groups: _____

Type of Permit(s) Requested: ☐ Building ☐ Plumbing ☐ Electrical ☐ Mechanical

☐ **Owner/Business Name:** _____

Street Address: _____

City: _____ State: _____ Zip Code: _____

Telephone Number: _____ Email: _____

☐ **Contractor Name:** _____ **Company:** _____

Street Address: _____

City: _____ State: _____ Zip Code: _____

Telephone Number: _____ Email: _____

License No: _____ Class: _____ Expiration Date: _____

City Business License No: _____ Expiration Date: _____

(Please fill out attached Licensed Contractor's Declaration Form)

☐ **Architect/Engineer Name:** _____ **Company:** _____

Street Address: _____

City: _____ State: _____ Zip Code: _____

Telephone Number: _____

License No: _____ Class: _____ Expiration Date: _____

Building/Plumbing/Electrical/Mechanical Permit Application (continued)

PLUMBING

Code	Items	Units	Code	Items	Units
03	Backwater Valves	___ Valve(s)	45	Water closet/urinal/bidet	___ Fixture(s)
05	Backflow prevention device/sprinkler	___ Device(s)	47	Water heater	___ W.H.(s)
07	Bathtubs/showers	___ Fixture(s)	49	Water treating equipment (filter, softener)	___ System(s)
11	Clothes washer (tray/standpipe)	___ Fixture(s)	51	Low pressure gas sys. (5 outlets or less)	___ System(s)
13	Dishwashers	___ Fixture(s)	52	Fee for additional outlets >5	___ Outlet(s)
15	Drinking fountain	___ Fixture(s)	53	Medium/high pressure gas system	___ System(s)
17	Floor drains	___ Fixture(s)	54	Additional fee for each outlet	___ Outlet(s)
19	Floor sinks	___ Fixture(s)	55	Gas meter (private)	___ Meter(s)
21	Hose bibbs	___ Fixture(s)	56	Gas regulator	___ Reg(s)
23	Interceptor (clarifier)	___ System(s)	60	Drainage/vent piping repair or alter	___ System(s)
25	Lavatories/sinks	___ Fixture(s)	62	Greywater system	___ System(s)
26	Miscellaneous fixture	___ Fixture(s)	63	Water piping replacement branch/fixture	___ Fixture(s)
27	Pressure regulator—prv/water	___ Device(s)	64	Other water piping < 1 1/2 inches	___ Line(s)
29	Roof drains	___ Fixture(s)	65	Other water piping 2-3 inches	___ Line(s)
35	Solar water heating system	___ System(s)	66	Other water piping > 3 inches	___ Line(s)
39	Swimming pool trap and receptor	___ System(s)			
41	Trap primer	___ System(s)			

MECHANICAL

Code	Items	Units	Code	Items	Units
02	Refrig compressor < 100 kbtu	___ Comp(s)	31	Air inlets/outlets (area)	___ Sq. Ft.
03	Refrig compressor 101—500 kbtu	___ Comp(s)	32	Appliance vent (other)	___ Unit(s)
04	Refrig compressor > 500 kbtu	___ Comp(s)	35	Air handling unit < 2000 cfm	___ Ahu(s)
08	Furnace/heater <100 kbtu	___ Unit(s)	36	Air handling unit 2000—10000 cfm	___ Ahu(s)
09	Furnace/heater 101-500 kbtu	___ Unit(s)	37	Air handling unit > 10000 cfm	___ Ahu(s)
10	Furnace/heater > 500 kbtu	___ Unit(s)	40	Evaporative coolers	___ Unit(s)
17	Boiler < 100 kbtu	___ Boiler(s)	41	Ventilation fan (single register)	___ Fan(s)
18	Boiler 101-500 kbtu	___ Boiler(s)	42	Ventilation system (other)	___ System(s)
19	Boiler > 500 kbtu	___ Boiler(s)	43	Commercial kitchen exhaust hoods	___ Hood(s)
20	Fireplace/gas log < 100 kbtu	___ Appl(s)	44	Spray booth	___ Booth(s)
21	Fireplace/gas log 101-500 kbtu	___ Appl(s)	45	Product conveying duct system	___ System(s)
22	Fireplace/gas log > 500 kbtu	___ Appl(s)	46	Fire dampers	___ Damper(s)
30	Air inlets/outlets (each)	___ Unit(s)	47	Alteration of existing duct system	___ System(s)

ELECTRICAL

Code	Items	Quantity	Code	Item	Quantity	Code	Item	Quantity
B1	Residential new bldgs. Multifamily	___ Sq. Ft.	<u>Electric Signs</u>			<u>Motors</u>		
B2	Residential new bldgs. 1 or 2 family	___ Sq. Ft.	K1	Signs, outline lgt, one ckt	___ Sign(s)	JX	Motors, <3hp	___ Mtr(s)
C1	Swimming pools, new	___ Pool(s)	K2	Additnl, ckt within the same sign	___ Sign(s)	JY	Motors, 5hp	___ Mtr(s)
C2	Spas, hot tubs,	___ Pool(s)	<u>Power Equipment Over 3hp and Less Than 10hp</u>			JZ	Motors, 10hp	___ Mtr(s)
C3	Pool alterations, other type pools	___ Pool(s)	JA	Heat pumps	___ Appl(s)	J0	Motors, 15hp	___ Mtr(s)
D1	Carnival electrical rides or genrtrs	___ Unit(s)	JB	AC units	___ Appl(s)	J1	Motors, 20hp	___ Mtr(s)
D2	Carnival mech rides, displays w/lgt	___ Unit(s)	JD	Battery chargers	___ Appl(s)	J2	Motors, 25hp	___ Mtr(s)
D3	Carnival booth lighting	___ Unit(s)	JE	Electric water heaters	___ Appl(s)	J3	Motors, 50hp	___ Mtr(s)
E1	Temporary service, power pole	___ Pole(s)	JF	Refrigeration cabinets	___ Appl(s)	J4	Motors, 100hp	___ Mtr(s)
E2	Temporary dist system for const	___ Unit(s)	JG	Electric cooking equipment	___ Appl(s)	<u>Other Power Equipment</u>		
E3	Temp pole for xmas tree lots	___ Pole(s)	JH	Electric heaters	___ Appl(s)	J7	Pwr eq w/rating > 10hp to <50hp	___ Pwr
F1	Branch circuits, 120v, 15 or 20a	___ Ckt(s)	JI	Electric generators	___ Appl(s)	J8	Pwr eq w/rating > 50hp to <100hp	___ Pwr
F2	Branch circuits, lighting, 208-277v	___ Ckt(s)	J6	Other equipment > 3hp—<10hp	___ Appl(s)	J9	Pwr eq w/rating > 100hp	___ Pwr
G1	Outlets-lighting, recept, switch	___ Outlet(s)	<u>Special Electrical Items</u>			<u>Services, Panels, Control Panels, Mcc's</u>		
G2	Lighting fixtures	___ Lgt Ftx(s)	P2	PC residential photo voltaic<10kw	___	LA	100a panels, services, mcc's	___ Pnl(s)
G3	Pole mounting light fixtures	___ Pole Fxt(s)	P3	Inverter res photo volt <10kw	___	LB	200a panels, services, mcc's	___ Pnl(s)
G4	Theatrical-type lgt fixtures	___ Lgt Ftx(s)	P4	PC residential photo volt >10kw<50kw	___	LC	225a panels, services, mcc's	___ Pnl(s)
<u>Residential Appliances Less Than 3hp</u>			P5	Inverter res photo volt >10kw<50kw	___	LD	400a panels, services, mcc's	___ Pnl(s)
HA	Forced air units (FAU)	___ Appl(s)	V2	<=10kw electric vehicle supply equip	___ #Units	LE	600a panels, services, mcc's	___ Pnl(s)
H1	Electrical ovens	___ Appl(s)	V3	>10kw electric vehicle supply equip	___ #Units	LF	800a panels, services, mcc's	___ Pnl(s)
H2	Garbage disposals	___ Appl(s)	V4	Fast electric vehicle supply equip	___ #Units	LG	1000a panels, services, mcc's	___ Pnl(s)
H3	Dishwashers	___ Appl(s)	<u>Transformers</u>			LH	1200a panels, services, mcc's	___ Pnl(s)
H4	Range hoods	___ Appl(s)	JM	Transformers, <3kva	___ Xfmr(s)	LI	1600a panels, services, mcc's	___ Pnl(s)
H5	Washing machines	___ Appl(s)	JN	Transformers, 15kva	___ Xfmr(s)	LJ	2000a panels, services, mcc's	___ Pnl(s)
H7	Exhaust fans	___ Appl(s)	JO	Transformers, 25kva	___ Xfmr(s)	LL	3000a panels, services, mcc's	___ Pnl(s)
H9	Other residential less than 3hp	___ Appl(s)	JQ	Transformers, 37.5kva	___ Xfmr(s)	LM	High voltage panels (over 600v)	___ Pnl(s)
<u>Non Residential Appliances Less Than 3hp</u>			JR	Transformers, 45kva	___ Xfmr(s)	LN	Other panels, 0 to 399 amps	___ Pnl(s)
1A	Exhaust fans	___ Appl(s)	JS	Transformers, 50kva	___ Xfmr(s)	LO	Other panels, 400 to 1000 amps	___ Pnl(s)
1B	Electric water heaters	___ Appl(s)	JT	Transformers, 75kva	___ Xfmr(s)	LP	Other panels, >1000 amps	___ Pnl(s)
1C	Lighted showcases	___ Appl(s)	JU	Transformers, 112.5kva	___ Xfmr(s)	W1	Cable trays, busways (length)	___ Feet
1D	Electric drinking fountains	___ Appl(s)	JV	Transformers, 150kva	___ Xfmr(s)	M1	Misc conduits & conductors	___ Unit(s)
1E	Vending machines	___ Appl(s)	JW	Transformers, 225kva	___ Xfmr(s)	P1	Haz locations >2000 sf total	___ Haz
1F	Laundry machines	___ Appl(s)				R1	Report review fee, # of equip	___ Eq
J5	Other non-res less than 3hp	___ Appl(s)				R2	High voltage report fee, #equip	___ HV Eq

COLUMN 1**OWNER-BUILDER DECLARATION**

I hereby affirm under penalty of perjury that I am exempt from the Contractors' State License Law for the reason(s) indicated below by the checkmark(s) I have placed next to the applicable item(s) (Section 7031.5, Business and Professions Code): Any city or county that requires a permit to construct, alter, improve, demolish, or repair any structure, prior to its issuance, also requires the applicant for the permit to file a signed statement that he or she is licensed pursuant to the provisions of the Contractors' State License Law (Chapter 9 (commencing with Section 7000) of Division 3 of the Business and Professions Code) or that he or she is exempt from licensure and the basis for the alleged exemption. Any violation of Section 7031.5 by any applicant for a permit subjects the applicant to a civil penalty of not more than five hundred dollars (\$500.)

(☐) I, as owner of the property, or my employees with wages as their sole compensation, will do (☐) all of or (☐) portions of the work, and the structure is not intended or offered for sale (Section 7044, Business and Professions Code: The Contractors' State License Law does not apply to an owner of property who, through employees' or personal effort, builds or improves the property, provided that the improvements are not intended or offered for sale. If, however, the building or improvement is sold within one year of completion, the Owner-Builder will have the burden of proving that it was not built or improved for the purpose of sale.)

(☐) I, as owner of the property, am exclusively contracting with licensed Contractors to construct the project (Section 7044, Business and Professions Code. The Contractor's State License Law does not apply to an owner of property who builds or improves thereon, and who contractors for the projects with a license Contractor pursuant to the Contractors' State License Law.).

(☐) I am exempt from licensure under the Contractors' State License Law for the following reason:

By my signature below I acknowledge that, except for my personal residence in which I must have resided for at least one year prior to completion of the improvements covered by this permit, I cannot legally sell a structure that I have built as an owner-builder if it has not been constructed in its entirety by licensed contractors. I understand that a copy of the applicable law, Section 7044 of the Business and Professions Code, is available upon request when this application is submitted or at the following Web site: <http://www.leginfo.ca.gov/calaw.html>.

Date: _____

Signature of Property Owner or Authorized Agent

COLUMN 2**LICENSED CONTRACTOR'S DECLARATION**

I hereby affirm under penalty of perjury that I am licensed under provisions of Chapter 9 (commencing with Section 7000) of Division 3 of the Business and Professions Code, and my license is in full force and effect.

License Class _____ License No. _____

Date _____ Contractor Signature _____

WORKERS' COMPENSATION DECLARATION

WARNING: FAILURE TO SECURE WORKER'S COMPENSATION COVERAGE IS UNLAWFUL AND SHALL SUBJECT AN EMPLOYER TO CRIMINAL PENALTIES AND CIVIL FINES UP TO ONE HUNDRED THOUSAND DOLLARS (\$100,000), IN ADDITION TO THE COST OF COMPENSATION, DAMAGES ARE PROVIDED FOR IN SECTION 3706 OF THE LABOR CODE, INTEREST, AND ATTORNEY'S FEES.

I hereby affirm under penalty of perjury one of the following declarations:

____ I have and will maintain a certificate of consent to self-insure for workers' compensation, issued by the Director of Industrial Relations as provided for by Section 3700 of the Labor Code, for the performance of the work for which this permit is issued.

Policy No. _____

____ I have and will maintain workers' compensation insurance, as required by Section 3700 of the Labor Code, for the performance of the work for which this permit is issued. My workers' compensation insurance carrier and policy number are:

Carrier _____ Policy Number _____ Expiration Date _____

Name of Agent _____ Phone Number _____

____ I certify that, in the performance of the work for which this permit is issued, I shall not employ any person in any manner so as to become subject to the workers' compensation laws of California, and agree that, if I should become subject to the workers' compensation provisions of Section 3700 of the Labor Code, I shall forthwith comply with those provisions

Signature of Applicant

Date

JOB ADDRESS

LOCALITY

COLUMN 3**HAZARDOUS MATERIAL DECLARATION**

Will the applicant or future building occupant handle a hazardous material or a mixture containing a hazardous material equal to or greater than the amount specified on the hazardous material information guide?

Yes ☐ No ☐

Will the intended use of the building by the applicant or future building occupant require a permit for construction or modification from the South Coast Air Quality Management District (SCAQMD)? See permitting checklist for guidelines.

Yes ☐ No ☐

I have read the hazardous materials information guide and the SCAQMD permitting checklist. I understand my requirements under the Los Angeles County Code Title 2, Chapter 220 Sections 220.100 through 220.140 concerning hazardous material reporting and for obtaining a permit from the SCAQMD.

ASBESTOS NOTIFICATION

☐ Notification letter sent to SCAQMD or EPA

☐ I declare that notification of asbestos removal is not applicable to addressed project.

DECLARATION REGARDING CONSTRUCTION LENDING AGENCY

I hereby affirm under penalty of perjury that there is a Construction lending agency for the performance of the work for which this permit is issued (Section 3097, Civil Code)

Lender's Name

Lender's Address

By my signature below, I certify to each of the following:
I am the property owner or authorized to act on the property owner's behalf.

I have read this application and the information I have provided is correct.

I agree to comply with all applicable city and county ordinances and state laws relating to building construction.

I authorize representatives of this county to enter the above-identified property for inspection purposes.

Signature of Property Owner or Authorized Agent

Date